

Replacing the Cypress CY14B104NA-BA/ZS45XI nvSRAM with Everspin's MR2A16Axxx35 MRAM

GENERAL CONSIDERATIONS for REPLACING nvSRAM with MRAM

Every write with an MRAM is instantly non-volatile for at least 20 years. There is no transfer of data from a volatile to a non-volatile memory cell, no external capacitors or back up batteries. The elimination of external components, highly reliable data retention, and 35ns SRAM compatible READ/WRITE Access times make the Everspin MRAM a viable candidate for replacing the Cypress CY14B104NA-BA/ZS45XI nvSRAM without compromising system performance.

EVERSPIN MRAM MEMORY

Everspin is the global leader in commercially viable MRAM technology and Everspin MRAM products are present in hundreds of applications demanding high-speed, reliable, non-volatile memory.

MR2A16A COMPARISON TO CY14B104NA

The Everspin MRAM solution provides:

- Always Non-Volatile. No Unreliable Capacitor Dependent Backup Cycles
- No Vcap or Vbatt required
- Immediate (<1ns) Power-off with no loss of data
- No complex Software STORE/RECALL routines
- Fast Start-up time (2ms vs. 20ms)
- Unlimited Read and Write cycles - No Wear-out Concerns
- 20-Year Data Retention with No Cycling Dependence
- Fewer components means smaller design footprint and lower total BOM cost
- Directly replaces the Cypress nvSRAM

COMPATIBILITY

The Everspin MR2A16AxxYS35 (44-TSOP2) and MR2A16AxxMA35 (FBGA) memories are pin, timing, and package compatible with the Cypress CY14B104NA-ZS and CY14B104NA-BA nvSRAM's respectively.

TIMING COMPATIBILITY

Both Everspin MRAM and nvSRAM have standard, compatible asynchronous SRAM timing. The MRAM however, retains data even at power off for an indefinite period of time and over temperature cycling. With a 35 ns read/write cycle time, the MRAM is compatible with similar nvSRAM speed grade options.

It is important to note that the Everspin MR2A16Axxx device requires a minimum of 12ns hold time from Write Enable (and Chip Enable) high to Address invalid (Please see T_{WHAX})

and T_{EHAX} in the MR2A16A data sheet available [here](#).) Most microprocessors can accommodate this Hold time.

PIN COMPATIBILITY

- 4Mb organized in the 256Kx16 configuration
- 3.3 volt nominal operation
- Standard SRAM parallel address pins (A0-17)
- Standard byte-wide, bidirectional data pins (DQ0-15)
- Standard control signals (/E, /W, /G)

The MR2A16Axxx does not require an external capacitor and the other associated passive components required by the CY14B104NA-xx devices.

Tables 1 and 2 highlight the differences in signal name and function for the Everspin and Cypress components. The primary difference between the Cypress and Everspin devices are the two pins on the nvSRAM: VCAP and /HSB. These pins are used to support the nvSRAM backup cycle and are not required for operation of the MRAM.

V_{CAP} pin

A capacitor is required on the V_{CAP} pins (Pin 28 on the TSOP2 and Ball E3 on the FBGA) on nvSRAM devices. Everspin assigns a “Do not connect” (DC) to the corresponding pin on the TSOP package and “No Connect” to the corresponding pin on the FBGA package. When replacing the Cypress nvSRAM with the Everspin MRAM, it is recommended that this pin be either left floating or kept at V_{SS}.

/HSB pin

The /HSB pin of the nvSRAM (Ball G2 on the FBGA) is used to either initiate a Hardware Store or indicate a Hardware Store is in process. The corresponding pin on the Everspin MRAM is labeled as “No Connect”. Therefore, a Host processor should not expect the MRAM to drive this pin to a particular voltage level.

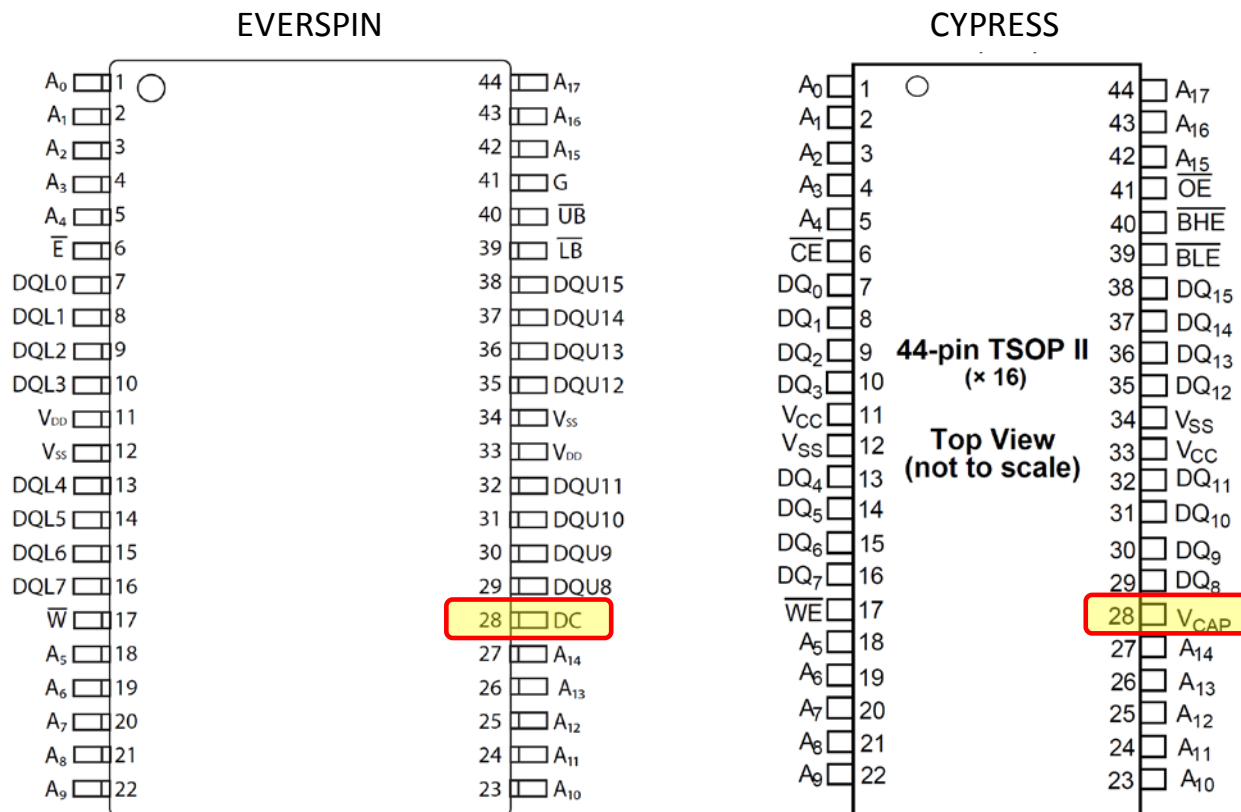


Figure 1 - Pinout comparison between MRAM and nvSRAM, 44 pin TSOP2 package

PIN #	Everspin	Cypress	Everspin connection	Everspin Comments
28	DC	VCap	Do Not Connect	This pin is used for test. Prefer to float. If driven, must be pulled to VIL. Do not place nvSRAM capacitor.

Table 1- Pin function comparison between MRAM and nvSRAM, 44 pin TSOP2 package

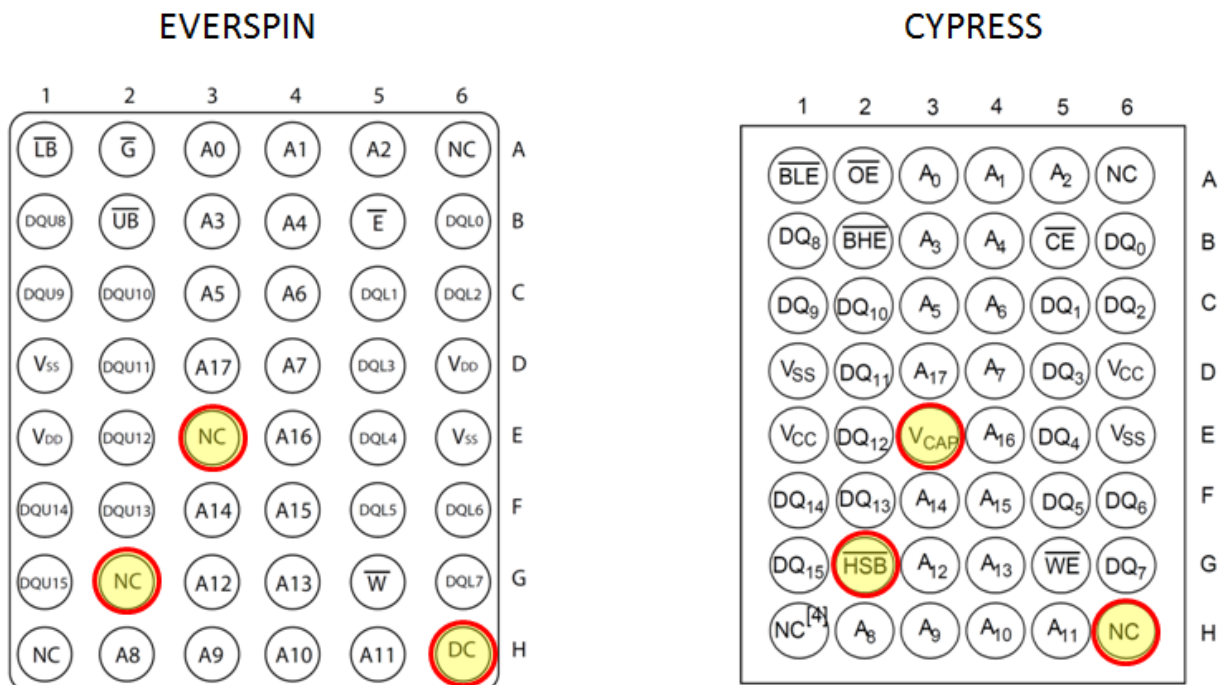


Figure 2 - Pinout comparison between MRAM and nvSRAM, 48 FBGA package

PIN #	Everspin	Cypress	Everspin connection	Everspin Comments
E3	NC	Vcap	Not connected	Prefer to float. Suggest do not place nvSRAM Vcap capacitor
G2	NC	HSB#	Not connected	This pin is not connected to the die. It is the designer's responsibility to ensure compatibility with the system design
H6	DC	NC	Do not connect	Prefer "Do Not Connect" or left to "Float". The voltage on this pin must not exceed V _{IL}

Table 2 - Pin function comparison between MRAM and nvSRAM, 48 FBGA package

PACKAGE COMPATIBILITY

The Everspin 44 pin TSOP2 and FBGA devices are drop in compatible with the corresponding Cypress equivalents. However, see figures 3 and 4 to understand the package dimension differences between the Cypress and Everspin FBGA packages. Make special note of the package dimension differences requiring different mechanical “Keep out” areas for these packages.

EVERSPIN FBGA PACKAGE DIMENSION

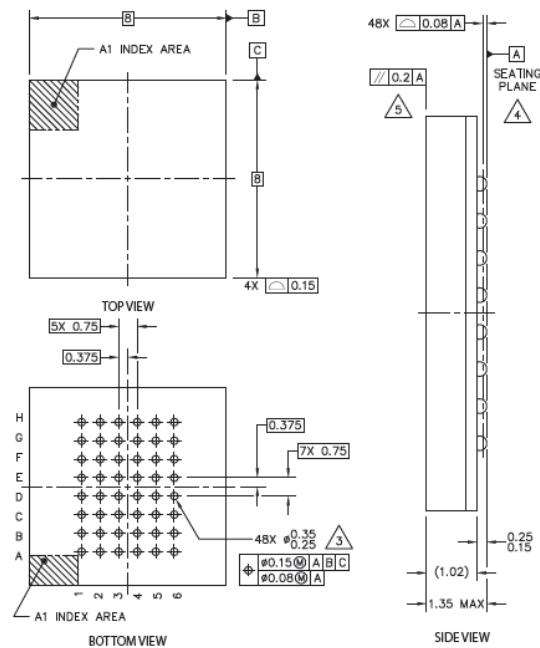


Figure 3

NVSRAM FBGA PACKAGE DIMENSION

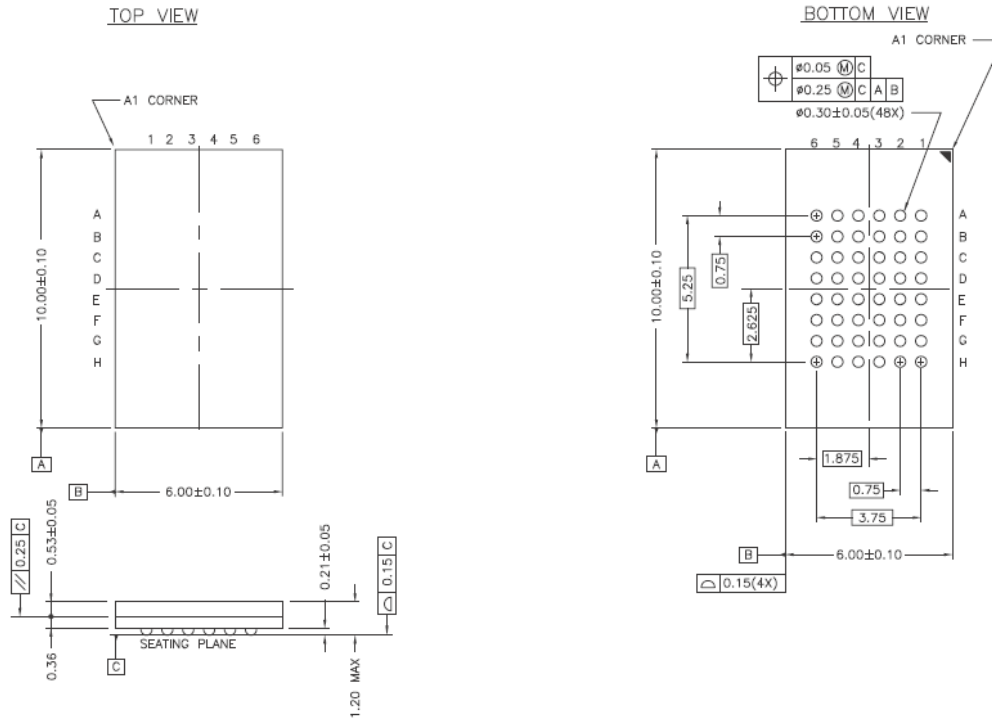


Figure 4

OTHER REPLACEMENT DESIGN CONSIDERATIONS

HSB SOFTWARE

Due to its persistence, there is no power monitoring requirement for the Everspin MRAM as is the case with the nvSRAM. Hence initiating or monitoring Hardware Stores, Re-stores and associated software routines are unnecessary and can be eliminated.

SIMPLIFIED POWER CYCLING

When power is removed from the MRAM, data remains valid over 20 years' time and across the temperature range. This feature, unique to MRAM, allows for Duty Cycle Power control enabling the user to reduce their overall power consumption without concern of wear-out or lost data.

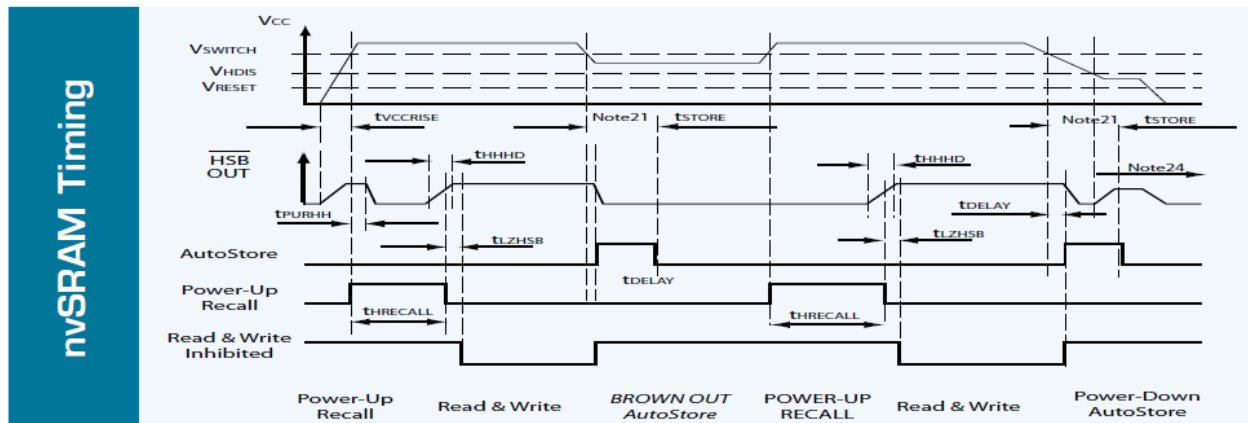
MRAM requires control signals /E and /W to track the power supply during power-up and be held high for a 2 ms start-up period a much shorter power-up requirement than the

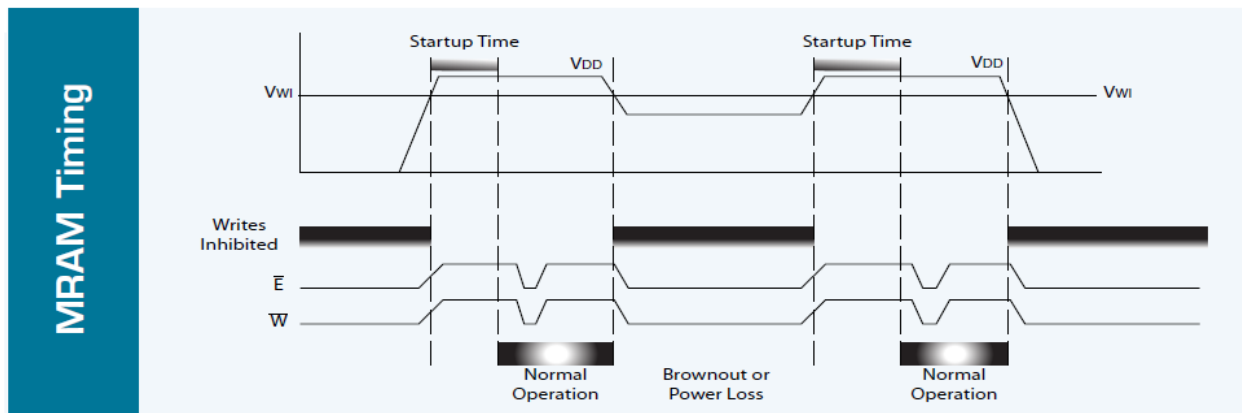
nvSRAM. When power fails, the Everspin MRAM simply inhibits write operations and no special power down timing considerations are needed since data is always non-volatile.

The nvSRAM device requires the \overline{WE} signal to track the power supply during power-up and be held high during the power-up recall period of 20 ms. The nvSRAM must sense the power failure, decouple the power supply from its backup capacitor, wait for any SRAM operations to complete, and then perform a parallel write to the EEPROM storage element during the 8 ms period after power has failed. This sequence is complicated by the fact that power falls at various ramp rates and in some cases bounces above and below the power supply threshold (brown outs) in rapid succession. Such conditions are not easily simulated or tested raising concerns about reliability of the backup storage cycle and the data in the EPROM.

POWER-UP SEQUENCING

Both MRAM and nvSRAM will operate from a standard +3.3 volt power supply with +/-10% power supply range. Both MRAM and nvSRAM have similar standby and active operating currents, however, the “Start-up” time for the MRAM is 2ms vs. 20ms for the nvSRAM. Proper decoupling capacitors should be used to assure reliable operation.





RELIABILITY CONSIDERATIONS FOR COMPARISON

CY14B104NA-xx uses conventional trapped charge technology for non-volatile storage. Data can leak away as wear-out results from temperature and excessive write cycles.

Everspin MRAM will provide the most cost effective non-volatile RAM solution. The nvSRAM is constructed by combining a standard 6-transistor SRAM with a non-volatile EEPROM storage element in every cell. The total cell complexity is 12-transistors. MR2A16Axxx is built using a much simpler 1-transistor, 1-magnetic tunnel junction cell. The simple Everspin MRAM cell leads to improved manufacturing efficiency and increased reliability.

The reliability of an nvSRAM is dependent upon not only the memory chip but also the quality of the external VCAP capacitor. Careful capacitor selection is necessary to assure reliable power sequencing.

MRAM uses magnetic tunnel junction technology for non-volatile storage. Data does not leak away at high temperature and there is no wear-out mechanism to limit the number of read, write, or power cycles in this technology. Data retention is better than 20 years at 125 °C.

Everspin Technologies, Inc.

How to Reach Us:

Home Page:
www.everspin.com

E-Mail:

support@everspin.com
orders@everspin.com
sales@everspin.com

USA/Canada/South and Central America

Everspin Technologies
1347 N. Alma School Road, Suite 220
Chandler, Arizona 85224
+1-877-347-MRAM (6726)
+1-480-347-1111

Europe, Middle East and Africa

support.europe@everspin.com

Japan

support.japan@everspin.com

Asia Pacific

support.asia@everspin.com

Information in this document is provided solely to enable system and software implementers to use Everspin Technologies products. There are no express or implied licenses granted hereunder to design or fabricate any integrated circuit or circuits based on the information in this document. Everspin Technologies reserves the right to make changes without further notice to any products herein. Everspin makes no warranty, representation or guarantee regarding the suitability of its products for any particular purpose, nor does Everspin Technologies assume any liability arising out of the application or use of any product or circuit, and specifically disclaims any and all liability, including without limitation consequential or incidental damages. "Typical" parameters, which may be provided in Everspin Technologies data sheets and/or specifications can and do vary in different applications and actual performance may vary over time. All operating parameters including "Typical" must be validated for each customer application by the customer's technical experts. Everspin Technologies does not convey any license under its patent rights nor the rights of others. Everspin Technologies products are not designed, intended, or authorized for use as components in systems intended for surgical implant into the body, or other applications intended to support or sustain life, or for any other application in which the failure of the Everspin Technologies product could create a situation where personal injury or death may occur. Should Buyer purchase or use Everspin Technologies products for any such unintended or unauthorized application, Buyer shall indemnify and hold Everspin Technologies and its officers, employees, subsidiaries, affiliates, and distributors harmless against all claims, costs, damages, and expenses, and reasonable attorney fees arising out of, directly or indirectly, any claim of personal injury or death associated with such unintended or unauthorized use, even if such claim alleges that Everspin Technologies was negligent regarding the design or manufacture of the part. Everspin™ and the Everspin logo are trademarks of Everspin Technologies, Inc. All other product or service names are the property of their respective owners.

©Everspin Technologies, Inc. 2012

Replacing the Cypress CY14B104NA-BA/ZS45XI nvSRAM with Everspin MR2A16Axxx35 MRAM

Author: Chuck Bohac, Manager Applications Engineering, Everspin Technologies chuck.bohac@everspin.com, 480-347-1161